

Signet 8150 Battery Powered Flow Totalizer

Member of the ProcessPro® Family of Instruments



Panel Mount



Pipe, Wall, and
Tank Mount



Integral Mount

Description

The Signet 8150 Battery Operated Flow Totalizer is compatible with the Signet 515 and 525 flow sensors, and will provide years of dependable operation. The large digital display indicates flow rate and totalized flow volume simultaneously. One of the three totalizers is resettable from the front panel or a remote location, while the second resettable totalizer can only be reset by entering a user-selectable security code. The third is a permanent non-resettable totalizer.

Our intuitive software design and four-button keypad provide for simple operation while setting screen displays

and programming the system. Calibration can be easily performed by entering the Auto-Cal feature and entering a value to match an external reference. Screen displays can be modified to suit the user's needs; along with the flow rate, any of the three totalizers can be selected as the displayed totalizer. Customers can quickly scroll through the totalizers simply by pressing any key on the keypad. A display averaging feature is included for applications where the flow in the pipe fluctuates. For applications where flow stops and starts due to production needs, a no-flow indicator will display the hours of non-flow.


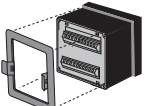




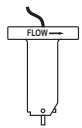


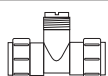


Features

- Three totalizers: 2 resettable and 1 permanent, user selectable
- Long-lasting lithium batteries
- Mounting versatility
- No-flow indicator
- Large digital display with averaging
- Simple push-button operation
- User selectable access code prevents unwanted changes
- Auto-calibration

Applications

- Wastewater Flow Accumulation
- Water Treatment Systems
- Remote or Mobile Treatment/Distribution Systems
- Irrigation Systems
- Filtration Systems
- Commercial Pools & Spas
- Groundwater Remediation
- RO Concentrate
- Process Flow Monitoring
- UPW Distribution
- Demineralizer Regeneration
- Process Cooling Water

System Overview

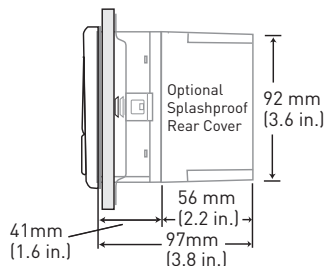
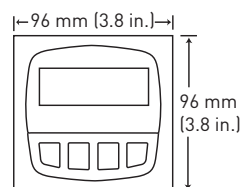
Panel Mount Signet 8150 Flow Totalizer (includes mounting bracket and panel gasket)  	Pipe, Tank, Wall Mount Signet 8150 Flow Totalizer  Signet Universal Adapter Kit (3-8050) (sold separately) 	Integral Mount Signet 8150 Flow Totalizer (includes adapter and sensor) 
Signet Flow Sensor (sold separately) 515 525 	Signet Flow Sensor (sold separately) 515 525 	
Signet Fittings (sold separately) 	  	



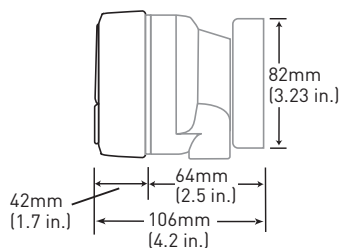
Dimensions

3-8150-1P

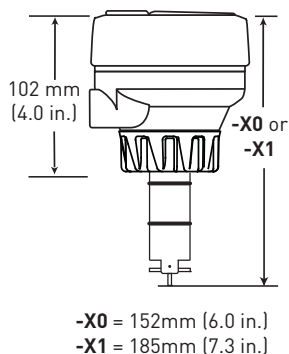
Panel Mount



3-8150-1 with universal mount



Model 515 Integral Mount Sensors - see 515 data sheet for specifications



Model 8150

Ordering Notes

- 1) For panel version, cutout must be 92 x 92 mm (3.62 x 3.62 in.)
- 2) To mount the panel version on a wall, use the heavy duty wall mount bracket.
- 3) Use the Universal mounting kit with the Field mount instrument to mount to a pipe, tank or wall.
- 4) An optional splash proof rear cover can be ordered separately if needed.

Please refer to
Wiring, Installation, and
Accessories sections for
more information.

3-8150.099 Rev A (01/10)

© Georg Fischer Signet LLC

3401 Aerojet Avenue, El Monte, CA 91731-2882 U.S.A. • Tel. (626) 571-2770 • Fax (626) 573-2057 • www.gfsignet.com • e-mail: signet.ps@georgfischer.com
Specifications subject to change without notice. All rights reserved. All corporate names and trademarks stated herein are the property of their respective companies.

Specifications

General

Compatibility:

Signet 515 and 525 flow sensors

Input Freq. Range: 0 to 400Hz

Accuracy: $\pm 0.5\%$ of reading

Display: LCD type

- 4-digit upper line - flow rate
- 8-digit lower line - volume totalizer count, either resettable or permanent

Averaging: 0 to 120 secs.

Contrast: Automatic

Low Battery Indication:

Battery symbol appears on LCD display

8-digit resettable totalizers:

Stored until user resets; continues to be stored even after batteries are removed

8-digit permanent:

Kept permanently, even when batteries are removed

Materials

- Enclosure: PBT resin
- Keypad Material: Sealed 4-key silicon rubber
- Panel Case Gasket: Neoprene
- Window: Polyurethane coated polycarbonate

Electrical

Battery:

Two 3.6V Lithium thionyl chloride, A-size

Battery life:

4 years nominal @ 50 °C (122 °F)

Environmental

Operating Temperature:

-10 °C to 65 °C (14 °F to 149 °F)

Storage Temperature:

-40 °C to 100 °C (-40 °F to 212 °F)

Relative Humidity

0 to 95% Non-condensing

Enclosure: NEMA 4X/IP65 front

Shipping Weight 0.5 kg 1.1 lb

Standards and Approvals

- CE
- CUL, UL
- RoHS compliant
- Manufactured under ISO 9001 for Quality and ISO 14001 for Environmental Management

Ordering Information

Instrument Part Number	
3-8150	Battery Operated Flow Totalizer
	Field, Panel, or Integral Sensor mount - Choose One
	-1 Field mount for pipe, tank, and wall mounting
	-1P Panel mount; includes mounting bracket and panel gasket
	-P0* 3-8150-1 integrally mounted on Model 515 Paddlewheel (Part No. 3-8510-P0) for ½ to 4 in. pipes, with a polypropylene body, Black PVDF rotor, and Titanium pin
	-P1* 3-8150-1 integrally mounted on Model 515 Paddlewheel (Part No. 3-8510-P1) for 5 to 8 in. pipes, with a polypropylene body, Black PVDF rotor, and Titanium pin
	-T0* 3-8150-1 integrally mounted on Model 515 Paddlewheel (Part No. 3-8510-T0) for ½ to 4 in. pipes, with a natural PVDF body, rotor, and pin
	-V0* 3-8150-1 integrally mounted on Model 515 Paddlewheel (Part No. 3-8510-V0) for ½ to 4 in. pipes, with a natural PVDF body, rotor, and Hastelloy pin
3-8150	- 1 Example Part Number

* See individual sensor sheets for more sensor information.

Mfr. Part No.	Code	Mfr. Part No.	Code
3-8150-1	159 000 929	3-8150-P1	159 000 932
3-8150-1P	159 000 930	3-8150-T0	159 001 011
3-8150-P0	159 000 931	3-8150-V0	159 001 012

Accessories and Replacement Parts

Mfr. Part No.	Code	Description
Mounting		
3-8050	159 000 184	Universal mounting kit
3-0000.596	159 000 641	Heavy duty wall mount bracket (panel mount only)
3-5000.598	198 840 225	Surface mount bracket (panel mount only)
3-8050.395	159 000 186	Splashproof rear cover (panel mount only)
Liquid Tight Connectors		
3-9000.392	159 000 368	Liquid tight connector kit (includes 3 connectors)
3-9000.392-1	159 000 839	Liquid tight connector, NPT (1 connector)
3-9000.392-2	159 000 841	Liquid tight connector, PG 13.5 (1 connector)
Other		
7400-0011	159 000 935	Lithium battery, 3.6 V, size AA (2 required)
5523-0222	159 000 392	Cable (per foot), 2 cond. w/shield, 22 AWG
Replacement Parts for Integral Mount Units - see Model 515 catalog pages for information		
3-8051	159 000 187	Flow integral mounting kit, NPT (replacement)
3-8510-P0	198 864 504	Sensor for ½ to 4 in. pipes, Polypropylene body
3-8510-P1	198 864 505	Sensor for 5 to 8 in. pipes, Polypropylene body
3-8510-T0	159 000 622	Sensor for ½ to 4 in. pipes, all natural PVDF
3-8510-V0	198 864 506	Sensor for ½ to 4 in. pipes, PVDF body