

Signet 5090 Sensor-Powered Flow Monitor

Member of the ProPoint® Family of Monitors



Sensor Powered - external power not required.

Features

- High visibility analog display
- Sensor-powered flow rate indication up to 60 m (200 ft) from sensor installation
- Wide flow range: 1 to 20 ft/s in pipe sizes DN15 to D900 (½ to 36 in.)
- Single-point calibration from front panel
- Factory Mutual (FM) approved for intrinsic safety in Classes I, II and III, Division I

Description

The Signet 5090 Sensor Powered Flow Monitor is the simplest and most economical instrument in the Signet offering. It features a balanced-spring meter movement that is powered by the AC output of the Signet 515 Paddlewheel Flow Sensor. No additional power source is required.

This unique system is suitable for a wide range of flow rates, and is Factory Mutual (FM) approved for intrinsic safety without the need for barriers. Packaged in a ¼ DIN housing with a NEMA 4X/IP65 front panel, the 5090 is the first choice for simple flow monitoring, even in the most demanding industrial environments.

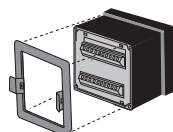
Applications

- Filtration Systems
- Hazardous Locations
- Remote Flow Monitoring
- Process Cooling Water
- Distribution Systems
- HVAC
- Process Flow Monitoring

System Overview

Panel Mount

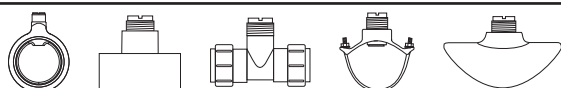
Signet Flow Instrument
(includes mounting bracket and panel gasket)



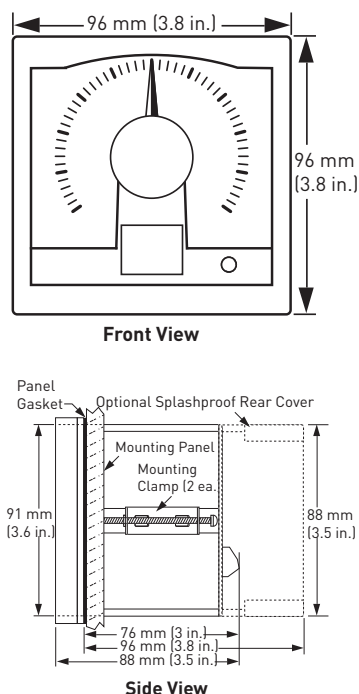
Signet 515 Flow Sensor only
(sold separately)



Signet Fittings
(sold separately)



Dimensions



Model 5090

Ordering Notes

- 1) Panel cutout should be 92 x 92 mm (3.62 x 3.62 in.)
- 2) Reversible dials are included and are scaled from 0 to 2, 0 to 4, 0 to 6, 0 to 8, 0 to 10, and 0 to 100.
- 3) An optional splash proof rear cover can be ordered separately if needed for most environments.
- 4) Flow rate unit tags are provided for labeling dials appropriately in units of gpm, lpm, etc.

Please refer to
**Wiring, Installation, and
Accessories sections for
more information.**

Specifications

General

Operating Range:

- 0.3 to 6 m/s (1 to 20 ft/s) in pipes
DN15 to DN900 (½ to 36 in.)
- 7 ft/s (min. full scale range)

Reversible dial face kit includes
ranges 0 to 2, 4, 6, 8 and 100.

Display:

Taut-band suspension meter movement,
250° deflection (not suitable for
prolonged exposure to vibration)

Repeatability: ±1% of full scale

Materials

- Enclosure: ABS Plastic
- Panel and case gasket: Neoprene
- Window: Hard-coated polycarbonate

Electrical

Power Requirements: None

Environmental

Operating Temperature:

-10 °C to 65 °C (14 °F to 149 °F)

Relative Humidity:

0 to 95%, non-condensing

Enclosure: NEMA 4X/IP65 front

Shipping Weight 0.45 kg 1 lb

Standards and Approvals

- FM, UL, CUL
- Manufactured under ISO 9001
for Quality and ISO 14001 for
Environmental Management

Ordering Information

Mfr. Part No	Code	Description
3-5090	198 825 000	5090 Sensor-Powered Flow Monitor

Accessories and Replacement Parts

Mfr. Part No	Code	Description
Mounting		
3-5000.395	198 840 227	Splashproof rear cover kit
3-5000.399	198 840 224	5 x 5 inch adapter plate to retrofit older Signet installations
3-5000.598	198 840 225	Surface mount bracket (panel mount only)
3-0000.596	198 000 641	Heavy duty wall mount bracket (panel mount only)
Liquid Tight Connectors		
3-9000.392	159 000 368	Liquid tight connector kit (includes 3 connectors)
3-9000.392-1	159 000 839	Liquid tight connector kit, NPT (1 connector)
3-9000.392-2	159 000 841	Liquid tight connector kit, PG 13.5 (1 connector)
Replacement parts		
3-5000.390	159 000 323	Installation kit (ProPoint® screws, clamps, and mounting brackets)
3-5000.396	159 000 325	5090 window kit
3-5000.525-1	198 840 226	Bezel, 5000 series
3-5090.390	159 000 334	Dial kit
3-5090.611	198 840 228	Unit tags
3-5000.396	159 000 325	5090, 5091 window Kit